



SANYO Semiconductors

DATA SHEET

Monolithic Linear IC

LA7920 — TV Tuner Band Selector

The LA7920 is a tuner band selector IC intended for use in electronic tuning type TV sets. It outputs supply voltages to the tuner unit according to 2-input band select signals.

Features

- . 2 inputs, 4 outputs.
- . Decoders of 2 types available by changing-over C pin.
- . Single-supply operation (Output transistor : pnp type).
- . Low output saturation voltage.

Maximum Ratings at Ta=25°C

			unit
Maximum Supply Voltage	VCCmax	14	V
Maximum Applied Voltage	V6, V7	-12	V
Maximum Load Current	I06max(f1)	-20	mA
	I01max(f2)	-35	mA
	I07max(f3)	-20	mA
	I02max(f4)	-35	mA
Input Current	IINmax	2	mA
Allowable Power Dissipation	Pamax	400	mW
Operating Temperature	Topr	-20 to +65	°C
Storage Temperature	Tstg	-55 to +125	°C

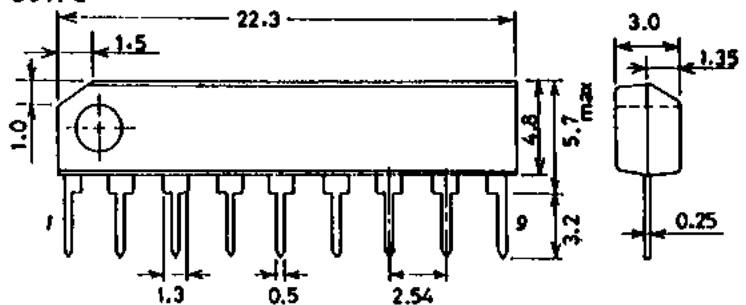
Operating Characteristics at Ta=25°C

		min	typ	max	unit
Quiescent Current	Icco		13	18	mA
Output Saturation Voltage	Vo(sat)	0		0.7	V
Input Threshold voltage	VTH	0.8	1.5	3.0	V
Output Leak Current	I6, I7			50	µA

(Note) Current flowing into IC : + (no sign)
 Current flowing out of IC : -

Package Dimensions

(unit : mm)
 3017C



SANYO : SIP9

SANYO Electric Co., Ltd. Semiconductor Company

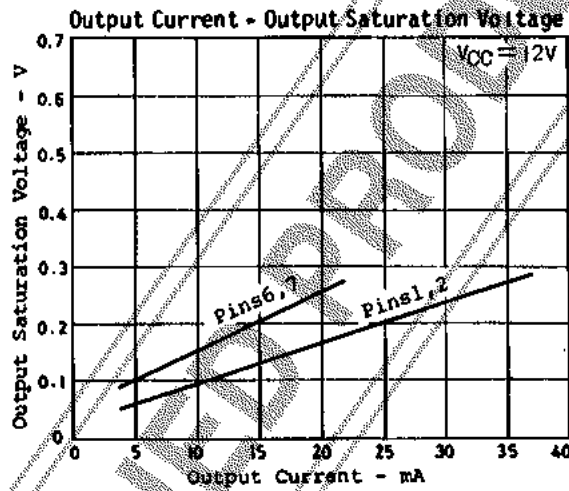
TOKYO OFFICE Tokyo Bldg., 1-10, 1 Chome, Ueno, Taito-ku, TOKYO, 110-8534 JAPAN

Truth Table

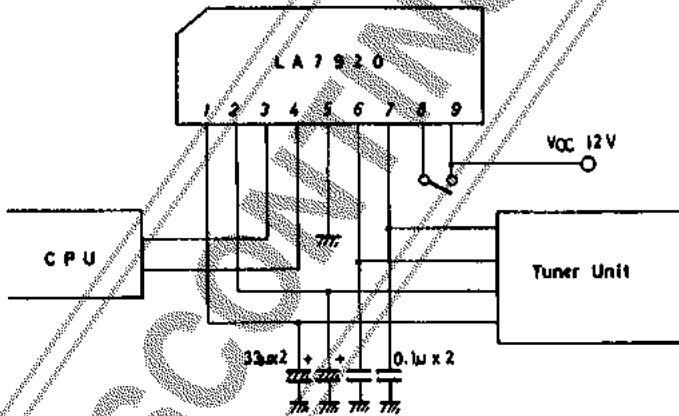
Input		Control Pin	Output			
A (Pin3)	B (Pin4)	C (Pin8)	f ₁ (Pin6)	f ₂ (Pin1)	f ₃ (Pin7)	f ₄ (Pin2)
H	H	V _{CC}	Z	Z	Z	H
L	H	"	Z	Z	H	H
H	L	"	Z	H	Z	Z
L	L	"	H	Z	H	H
H	H	Open	H	Z	Z	H
L	H	"	Z	Z	H	H
H	L	"	Z	H	Z	Z
L	L	"	H	Z	H	H

Z : High Impedance

Output Current - Output Saturation Voltage Characteristics



Sample Application Circuit



Unit (capacitance:F)